

# LOUVRE SHUTTERS

ELEGANCE & STYLE IS ALWAYS IN FASHION





# LOUVRE SHUTTERS

APOLLO BRINGS TIMELESS  
SOPHISTICATION TO ANY ROOM.

Operating since 1988, Apollo brings decades of design excellence to the creation of their famous Louvre Shutters.

Highly functional, superbly styled, the Apollo Shutter range conveys a beguiling sense of understated luxury and elegance, that is at once modern and timeless.

Choose from classic Tilia (Basswood), the warmth of Cedar, innovative Smartwood™ or sturdy, stylish Aluminium – all are meticulously crafted from the highest quality materials and superbly finished to deliver superior performance, durability and beauty.

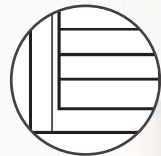
Shaping your space with Apollo's classic Shutters allows you the freedom to define how you live and add a striking sense of sophistication to your home.



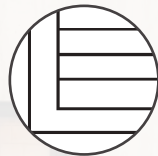
# APT LOUVRE SHUTTERS

Fusing classic beauty and technical innovation, Apollo APT (Automated Paint Technology) Louvre Shutters brings affordable luxury to every interior. They are manufactured using a non-toxic PVC polymer that won't warp, chip, split or crack and scratches are hardly noticeable. They also resist flames, bacteria, termites and moisture making them ideal for bathrooms, laundries or any wet area in your home.

Available with Traditional grooved stiles, or our new Urban Range stiles, featuring sleek minimalist lines to compliment contemporary interiors.



Traditional



Urban

- 89mm aerofoil blades, reinforced with a cellular aluminium rod insert
- Can span up to 900mm per panel width
- UV resistant non-toxic water based paint finish
- Available in 3 colours, pure white, snow white and swan
- Traditional or urban stiles available
- Bi-directional closure as standard
- Easy to clean, no chemicals required
- Mortise and tenon joints
- Environmentally friendly and recyclable
- Quicker lead time due to manufacturing process





# ICON SMARTWOOD™ SHUTTERS

Apollo Smartwood Shutters are a fresh expression of beauty, the perfect blend of advanced technology and innovative design. Engineered for strength, stability and precision, they are made from an environmentally friendly, non toxic PVC polymer that is harder than timber – so they won't crack, chip, split or warp, even scratches are hardly noticeable. Their ability to resist flames, moisture, bacteria and termites make them the smart option for wet areas.

Available with Traditional grooved stiles, or our new Urban Range stiles, featuring sleek minimalist lines to compliment contemporary interiors.



Traditional



Urban

- 63, 89 & 114mm aerofoil blades, reinforced with a cellular aluminium rod insert
- Can span up to 900mm per panel width
- Superior co-extruded PVC/aluminium stile
- UV protected paint finish
- Bi-directional closure as standard
- Available with traditional or urban stiles
- Easy to clean, no chemicals required
- Mortise and tenon joints
- Better insulation and acoustic qualities than timber
- Environmentally friendly and recyclable
- Angled panels available

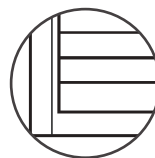




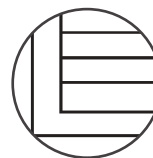
# ICON TILIA PLANTATION SHUTTERS

Sustainability and style come together in organic simplicity. Tilia (Basswood) is a natural hardwood, kiln dried to about a 10% moisture content to increase its stability and resistance to bowing, warping, knocks and bumps. Tilia Shutters can be constructed in circular, arched or angled styles.

Available with Traditional grooved stiles, or our new Urban Range stiles, featuring sleek minimalist lines to compliment contemporary interiors.



Traditional



Urban

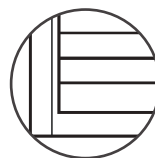
- 63, 89 & 114mm aerofoil blades
- Can span up to 900mm per panel width
- Available in solid colours
- Timber texture look is available
- Stained colours
- Bi-directional closure as standard
- Mortise and tenon joints
- Available with traditional or urban stiles
- Circular, arched and angled panels available
- Not recommended for wet areas



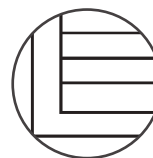
# ICON HARMONY PLANTATION SHUTTERS

Combine the lightweight strength of Tilia (Basswood) Timber with the impact resistance of Smartwood PVC and you have Harmony Louvre Shutters. The blades and frames are made from non toxic PVC polymer that resists cracking, chipping, splitting and warping. The stiles and rails are made from Tilia Timber which allows them to be available in circular, arched, angled and French door cut outs.

Available with Traditional grooved stiles, or our new Urban Range stiles, featuring sleek minimalist lines to compliment contemporary interiors.



Traditional



Urban

- 63, 89 & 114mm aerofoil blades, reinforced with a cellular aluminium rod insert
- Can span up to 900 mm per panel width
- UV protected paint finish
- Bi-directional closure as standard
- Available with traditional or urban stiles
- Easy to clean, no chemicals required
- Mortise and tenon joints
- Environmentally friendly and recyclable
- Circular, arched, angles and French door cut outs available




# ICON CEDAR PLANTATION SHUTTERS

The natural warmth of Western Red Cedar Plantation Shutters evokes a timeless aesthetic, a blank canvas on which to overlay your own style. Cedar is a medium density, lightweight softwood that offers the best insulating qualities of all timber types. Apollo Cedar Shutters are finished with a UV-stabilised single-pack lacquer for interior use. They can be constructed in circular, round or angles styles.

Available with Traditional grooved stiles, or our new Urban Range stiles, featuring sleek minimalist lines to compliment contemporary interiors.



**Traditional**



**Urban**

- 63, 89 & 114mm aerofoil blades
- Can span up to 900 mm per panel width
- Natural variation in colour is a characteristic of Cedar
- Bi-directional closure as standard
- Mortise and tenon joints
- Available with traditional or urban stiles
- Circular, arched and angled panels available
- Not recommended for high traffic areas where it may be bumped or knocked regularly



# e13

## ALUMINIUM SHUTTERS

Apollo has fused stunning good looks with lasting durability in their Aluminium Shutters for outdoor conditions. Created from hard-wearing, chip-resistant powder coated aluminium they offer a long lifespan and superior performance with rear mounted aluminium tilt bars and bi-directional closure as standard. Define your style outdoors with Apollo.

- Adjustable or fixed blades
- 63, 89 & 114mm aerofoil blades
- Sliding (bottom roller), bi-fold (top roller), hinged or fixed (u channel) styles
- Bi-directional closure as standard
- Optional flush barrel bolt or star lock and key
- Blade lock available
- Angled panels available
- Flyscreen for hinged and u channel applications
- Not recommended internally as this could make your room hotter in summer and colder in winter





# WHY CHOOSE APOLLO SHUTTERS?

Since early 2000, Apollo has been using its vast design and manufacturing experience to create its famous Louvre Shutters. Today, they are fabricated by our global partners to the highest Australian standards. They are available in Cedar, Tilia, Smartwood™ (PVC) and Aluminium making us a one stop shop for all your Shutter needs.

- Controls light and airflow at a touch
- Helps insulate your home and they are allergy free
- Come in a variety of slat widths with aerofoil blades
- Bi-fold, sliding, hinged and fixed options
- Special colours and shapes available
- Bi-directional closure as standard

Our entire range of imported Shutters feature a rebated top & bottom rail allowing to fully close in either direction which also makes for easier cleaning

- Mortise and tenon joints

This gives stronger joints and reduces the risk of separation

- Paint quality

All Apollo's Timber Shutters receive a triple paint process for durability

- Our Icon range have rebated stiles

This means blade ends do not need to be cut out to accommodate the clearview tilt rod giving a neater looking panel and reducing light gaps

- Large range of frames and mounting options available

- L frames to suit all blade options
- Bullnose, standard and decorative Z frames
- Hanging strip
- Pivot options
- Corner and bay posts for corner and bay windows





## 5 YEAR WARRANTY

on shutter frames and shutter panels

For complete details see:

[bit.ly/Shutterwarranty](https://bit.ly/Shutterwarranty)

## OPERATING YOUR LOUVRE SHUTTERS

### OPENING THE BLADES

**Clearview System:** These open by rotating the slats. Use both hands so that equal pressure is placed on top and the bottom of the blade.

**Centre Tilt Bar:** Move the centre tilt bar up or down depending on the direction you wish the blades to move.

### OPENING THE SHUTTER

Blades should be closed before opening the shutter.

**Hinged:** With care, use two hands to pull the panel open.

**Bi-fold:** With care, pull the shutter towards you with the blades in the closed position. The panels will concertina until fully opened.

**Sliding:** With care, and the blades fully closed, slide to the side of the door or window.

## CARE AND CLEANING OF YOUR LOUVRE SHUTTERS

Shutters should be cleaned on a regular basis. Most dust can be removed with the soft brush attachment of your vacuum cleaner or a feather duster. To remove light marks from the slats use a new damp cloth. For stubborn marks you may need a mild cleaning agent. Test on a small inconspicuous area first to ensure the cleaning agent will not damage your shutter. Before using any cleaning agent we recommend you contact your local Apollo showroom for further advice.

Do not let rain fall on timber shutters. If the shutters get wet dry them immediately. In seaside locations the salt from the sea mist should be cleaned off regularly, every 2 weeks is recommended.

To slow the effect of fading from the sun, Apollo recommends that you alternate the side of the slats that are facing the sun.



# THINKING SHUTTERS THINK APOLLO

Apollo Blinds is an Australian owned and operated company at the forefront of home decor, enhancing the lives of Australian families since 1988.

## HEAD OFFICE AND FACTORY

Sydney 172 Silverwater Road, (Corner Holker St) Silverwater NSW 2128

## SHOWROOMS

Sydney 172 Silverwater Road, (Corner Holker St) Silverwater NSW 2128

Melbourne 439 Warrigal Road, Moorabbin VIC 3189

Brisbane Unit 1, 48 Kingston Road, Underwood QLD 4119

Newcastle 414 Pacific Highway, Belmont NSW 2280

Canberra Unit 1, 6 Wiluna Street, Fyshwick ACT 2609

Port Macquarie, 6/1 Blackbutt Road, Port Macquarie NSW 2444

Coffs Harbour 3/12 Isles Drive, North Boambee Valley NSW 2450

Wollongong 210 Princes Highway, Albion Park Rail NSW 2527

Tamworth Shop 3, 164 Peel Street, Tamworth NSW 2340

## MOBILE SHOWROOMS

Albury, Armidale, Ballina, Dubbo, Gold Coast, Sunshine Coast, Orange, Wagga Wagga

Call us 132 899 Visit [apolloblinds.com.au](http://apolloblinds.com.au) Email [sales@apolloblinds.com.au](mailto:sales@apolloblinds.com.au)



The information and products in this brochure are correct as at 1st April 2019 but may vary after this date.  
Not all products may be available at all outlets.